

# AGRICULTURAL ENHANCEMENT PROGRAM

---

ANNUAL REPORT FY 23



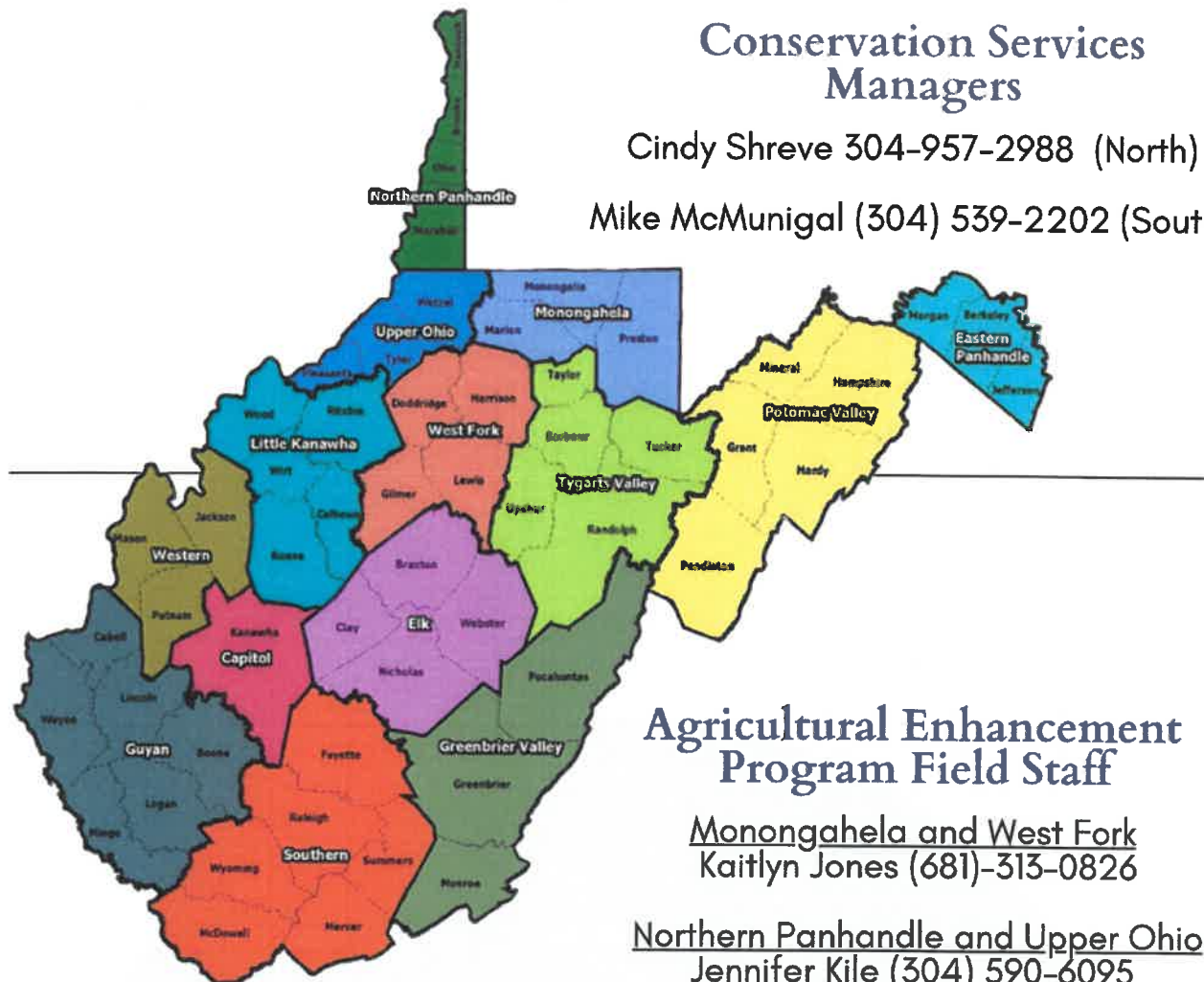


# AGRICULTURAL ENHANCEMENT PROGRAM ANNUAL REPORT FY 2023

District Map & Contacts	1
AgEP Application Data	2-3
Practices Funded	4

Front Cover: Dylan Johnson, Conservation Specialist, New River Gorge  
Back Cover: Russell Young, Conservation Specialist, HUAP

# District Map and Contacts



## Conservation Services Managers

Cindy Shreve 304-957-2988 (North)

Mike McMunigal (304) 539-2202 (South)

## Agricultural Enhancement Program Field Staff

Monongahela and West Fork  
Kaitlyn Jones (681)-313-0826

Northern Panhandle and Upper Ohio  
Jennifer Kile (304) 590-6095

Capitol and Elk  
Dylan Johnson (304) 807-5256

Little Kanawha  
Mikayla Hayes (304) 541-5685

Eastern Panhandle  
Erin Krieger and Amy Henry  
(304) 263-4376

Greenbrier Valley  
Barry Level (304) 645-6173

Guyan  
Caitlin Black (304) 549-1739

Potomac Valley  
Justin Cook and Ben Heavner  
(304) 538-7581

Southern  
Braden Snyder (304) 951-9168

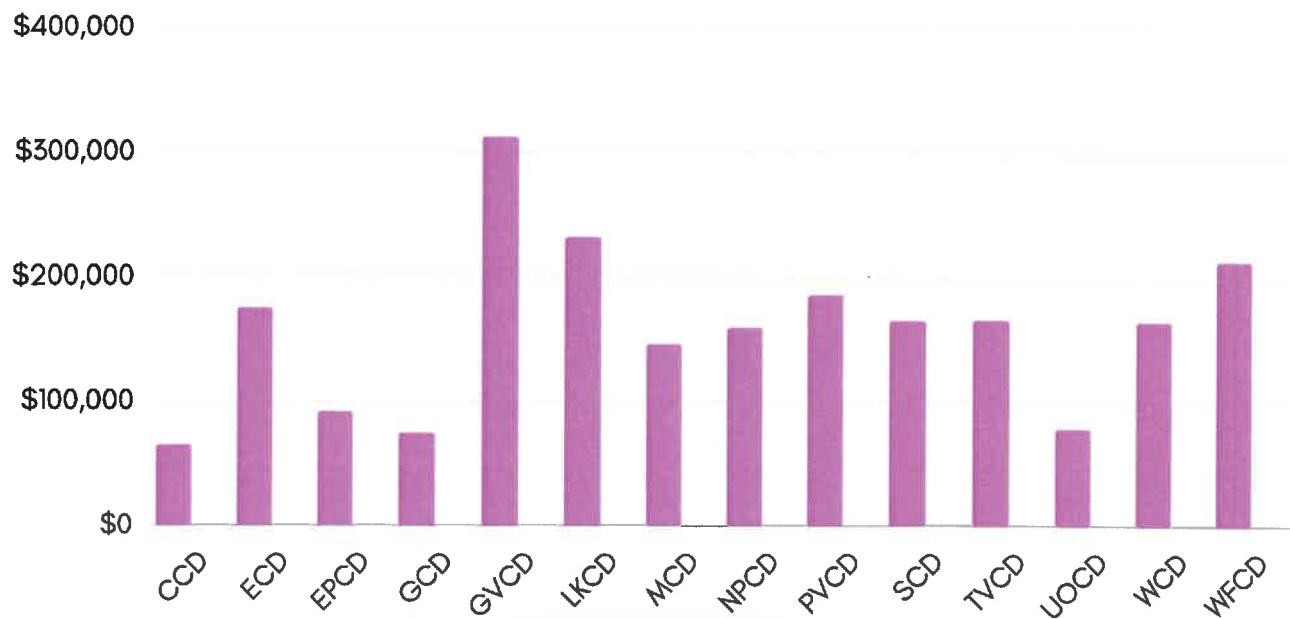
Tygart's Valley  
Darian Carson (304) 993-6224

Western  
Anthony Winters (304) 539-0663

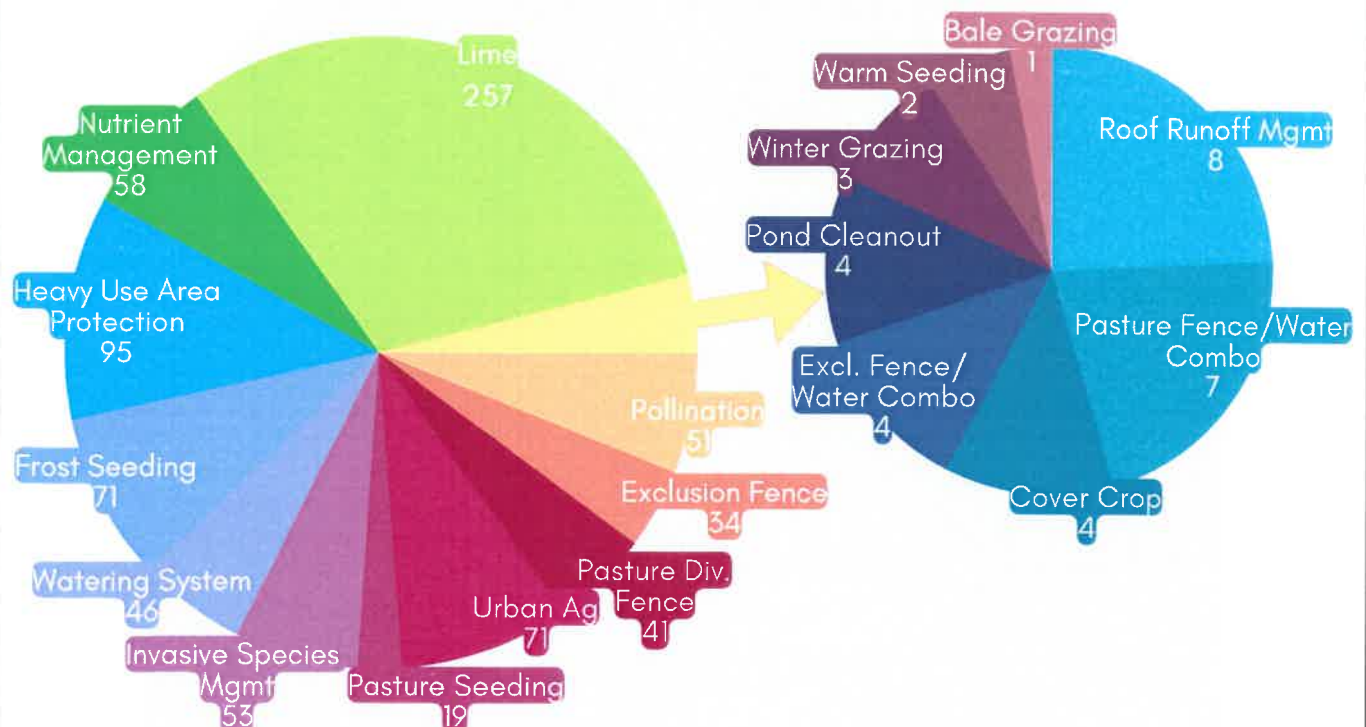
Program Lead  
Russell Young (304) 590-1540

# AgEP Application Data

Total Cost per District (\$ Spent by Cooperators and District)



## Statewide Paid Applications by Practice



## AgEP Application Data



\$1,071,428.58  
Total payments



\$2,242,707.18  
Total cost



1,328  
Applications received  
*Based on AgEP Database, total  
includes cancelled, paid and unfunded*



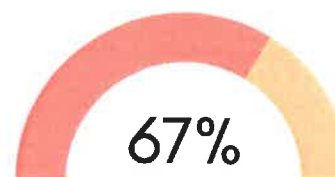
829  
Applications paid  
*Based on AgEP Database, total  
includes only paid*



Applications  
Funded



916  
Cooperators



Completion  
Rate

FY 23 applications numbered 1,328 with 135 of those being unfunded. In some areas cost-share assistance is in great demand and the ranking process can be competitive. Application acceptance is based on ranking score and availability of funds. Between the funding from the AgEP program and the cost-share from cooperators, the West Virginia Conservation Agency - along with local conservation districts - were able to implement over \$2.2 million in conservation land-based BMPs.



## Practices Funded

Practice	Paid	# of Apps
Bale Grazing	\$750.00	1
Cover Crop	\$895.00	4
Critical Area Planting	\$0	0
Exclusion Fence	\$74,716.50	34
Exclusion Fence/Watering System Combo	\$21,550.05	4
Frost Seeding	\$37,466.65	71
Heavy Use Area Protection	\$162,832.41	95
Invasive Species Management	\$36,163.52	53
Lime	\$333,103.30	257
Nutrient Management	\$74,750.50	58
Pasture Division Fence	\$82,203.35	41
Pasture Fence/Water System Combo	\$30,328.90	7
Pasture Seeding	\$38,980.50	19
Pollinations	\$19,642.07	51
Pond Cleanout	\$2,502.50	4
Roof Runoff Management	\$14,694.63	8
Urban Ag	\$35,599.06	71
Warm Seeding	\$700.00	2
Watering System	\$103,135.39	46
Winter Grazing	\$1,414.25	3
<b>Totals</b>	<b>\$1,071,428.58</b>	<b>829</b>



West Virginia Conservation Agency  
1900 Kanawha Boulevard, East  
Charleston, WV 25305-0193



*West Virginia*  
Conservation Agency

*Mission: To provide for and promote the protection and conservation of West Virginia's soil, land, water and related resources for the health, safety and general welfare of the state's citizens.*