



AGRICULTURAL ENHANCEMENT PROGRAM



**ANNUAL REPORT
FY25**

PAGE INTENTIONALLY LEFT BLANK

Table of Contents

PROGRAM SUCCESS

03

MEET THE STAFF

04

FY25 IN REVIEW

05

PRACTICES COMPLETED

06

EXIGENCY PROGRAM

07

EXIGENCY PROGRAM FY25

08

PROGRAM MANAGEMENT

09

“Good farmers, who take seriously their duties as stewards of Creation and of their land’s inheritors, contribute to the welfare of society in more ways than society usually acknowledges, or even knows. These farmers produce valuable goods, of course; but they also conserve soil, they conserve water, they conserve wildlife, they conserve open space, they conserve scenery.”

-Wendell Berry, 2009

PAGE INTENTIONALLY LEFT BLANK

Program Success



Tucked in the hills of the Potomac Valley Conservation District in Keyser, West Virginia, Fair View Farms has transformed from a traditional farming operation into a progressive operation that successfully executes a rigid prescribed grazing plan by implementing Best Management Practices (BMPs) offered through the Agricultural Enhancement Program (AgEP) and the Chesapeake Bay Program (CBay Program).

Fair View Farms has been a dedicated participant of AgEP for many years. They have taken full advantage of various cost-share opportunities, including Lime, Frost Seeding, Water Exclusion Fencing, Pasture Division Fencing and Spring Development.

Frost Seeding has allowed Fair View Farms to enhance soil fertility by promoting nitrogen fixation and improving soil structure on over 130 acres. This, in turn, has led to increased pasture diversification and long-term sustainability of their grazing systems. In addition, more than 200 tons of lime has been applied to 75 acres of hay and pasture, resulting in improved pH and increased forage production.

Additionally, installation of over 5,000 feet of Pasture Division Fence has enabled Fair View Farms to establish an infrastructure to better utilize both pasture and hay ground.

Fair View Farms has utilized their Nutrient Management Plan as a roadmap to guide their participation in the AgEP and the CBay Program, ensuring that all BMPs are strategically aligned for maximum benefit. They are a strong example of how participation in the Agricultural Enhancement Program and the Chesapeake Bay Program can lead to sustainable growth, environmental stewardship, and productive agricultural practices.

Meet The Staff

Assistant Director of Conservation Services

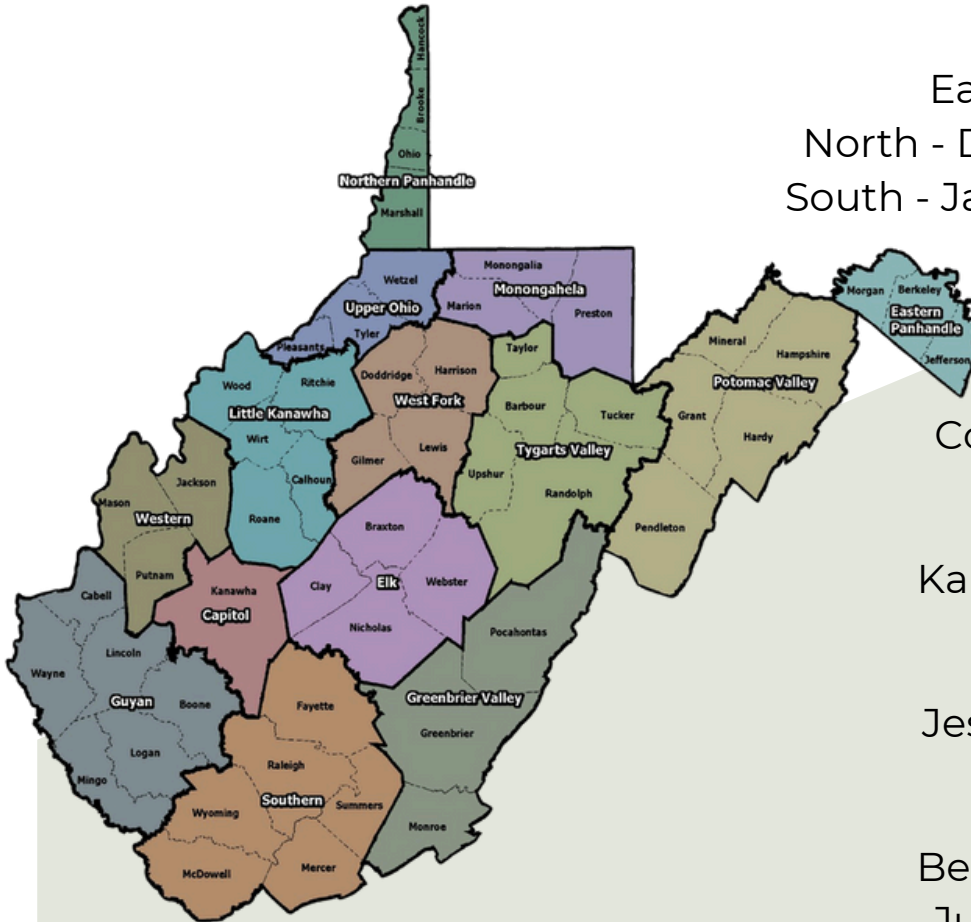
Cindy Shreve (304) 941-3293

Field Operation Managers

East - Erin Coda (304) 767-4829

North - Devon Kokoska (681) 895-1866

South - Jacob Lavender (304) 541-3645



Little Kanawha

Cort Martin (304) 541-5685

Monongahela

Kaitlyn Jones (304) 941-2326

Northern Panhandle

Jessica Otte (304) 206-2899

Potomac Valley

Ben Heavner (304) 590-1898

Justin Cook (681) 205-9566

Capitol

Grace Fry (304) 952-2904

Eastern Panhandle

Talon LeFevre (304) 545-1105

Hanna Weikert (304) 552-1754

Elk

Dylan Johnson (304) 807-5256

Greenbrier Valley

Barry Level (304) 645-6173

Guyan

Caitlin Black (304) 549-1739

Southern

Brian Fry (304) 951-9168

Tygarts Valley

Steven Burner (304) 993-4306

Upper Ohio

Jennifer Kile (304) 590-6095

Western

Anthony Winters (304) 539-0663

West Fork

Amanda Grady (681) 542-4919

FY25 In Review



1,096
Applications
Received



644
Applications Paid



\$849,380.05
Total Payments

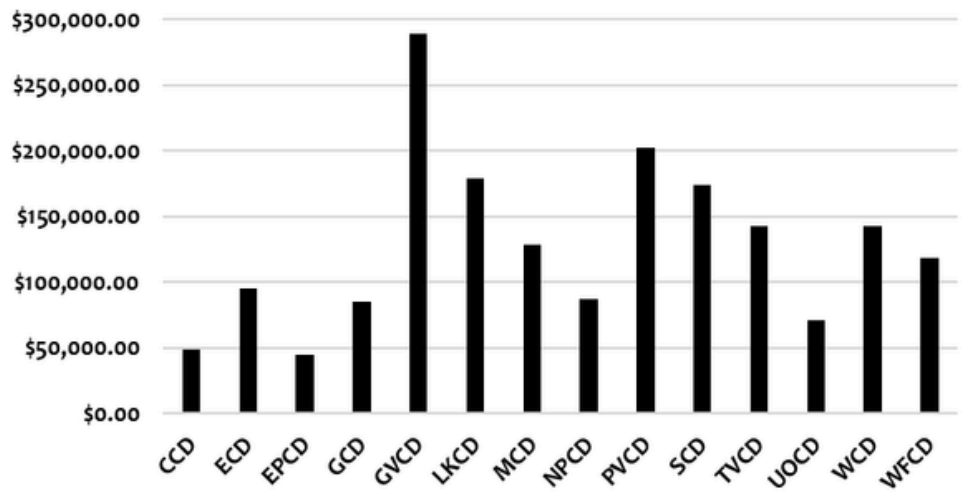


\$1,808,806.64
Total Cost

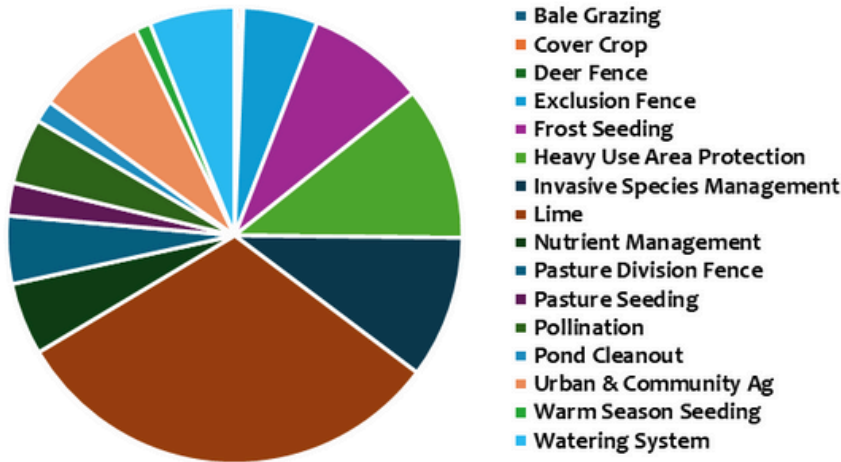
Data based upon the FY25 AgEP Database. Includes Unfunded, Canceled, and Paid applications.

The West Virginia Conservation Agency, in cooperation with local conservation districts, successfully supported the implementation of approximately \$1.8 million of conservation Best Management Practices (BMPs) by utilizing the Agricultural Enhancement Program (AgEP) funding to provide cost-share opportunities to eligible cooperators.

Total Cost of BMP Implementation



Paid Applications By Practice



Staff assisted cooperators with the installation of 644 Best Management Practices (BMPs) in Fiscal Year 2025 (FY25). The completion rate was 76.21% among West Virginia's fourteen conservation districts.





Practices Completed

Practice	Applications	Cost-Share Paid
Bale Grazing	1	\$1,000.00
Cover Crop	2	\$685.00
Deer Fence	1	\$2,500.00
Exclusion Fence	34	\$77,854.20
Frost Seeding	54	\$38,633.08
Heavy Use Area Protection	70	\$128,883.92
Invasive Species Management	65	\$58,206.05
Lime	201	\$246,764.19
Nutrient Managemnt	33	\$37,245.33
Pasture Division Fence	31	\$80,837.67
Pasture/Hay Seeding	15	\$28,456.08
Pollination	30	\$7,343.84
Pond Cleanout	10	\$15,103.30
Urban & Community Agriculture	51	\$29,387.03
Warm Season Seeding	7	\$10,001.40
Watering System	39	\$86,478.96
TOTALS	644	\$849,380.05

FY25 Agricultural Enhancement Program applications totaled 1,096 with 251 of those being unfunded. In some districts, cost-share assistance is in high demand and the ranking process can be very competitive. Application approval is based upon ranking score and availability of funding. Another benefit of the locally led program is that district board supervisors may also seek outside funding sources, such as grants and industry sponsors, to supplement AgEP in their district.

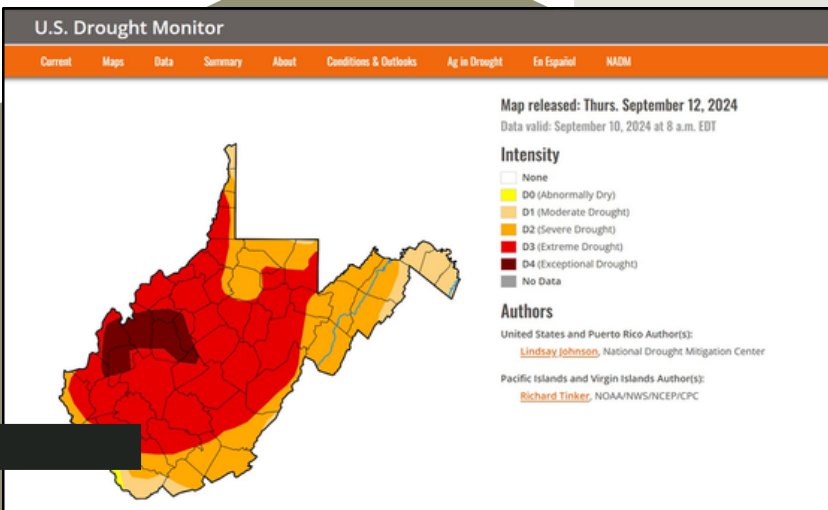
Exigency Program



Agricultural Enhancement Program exigencies occur when a critical need for a BMP is sudden or unexpected.

In FY25, most of West Virginia experienced a severe drought. Following criteria* that was previously set within the AgEP Exigency Program, all fourteen districts were able to provide cost share for established practices intended to offer assistance from the impacts of the drought.

Practice	Number of Applications	Cost Share Paid
Cover Crops	3	\$881.58
Critical Area Planting	30	\$10,022.03
Micro-Irrigation	6	\$1,469.50
Pasture Division Fence	152	\$47,735.42
Portable Water Systems	596	\$184,471.89
TOTALS	788	\$244,580.42



*The AgEP Exigency Program may be offered when any of the following occurs:

- Presidential Disaster Declaration
- Gubernatorial Declared State of Emergency
- Commissioner of Agriculture Recommendation
- USDA–Farm Service Agency County Emergency Board Recommendation
- USDA–FSA State Emergency Board Recommendation
- U.S. Drought Monitor Indicates Moderate Drought (D1)

Exigency Program

FY25

District	Applications	Cost Share Paid
CCD	15	\$4,190.08
ECD	34	\$9,898.47
EPCD	6	\$2,033.47
GCD	49	\$18,395.63
GVCD	21	\$9,095.84
LKCD	88	\$26,827.48
MCD	14	\$4,327.20
NPCD	15	\$3,164.73
PVCD	87	\$27,400.75
SCD	21	\$9,394.66
TVCD	93	\$32,643.41
UOCD	31	\$8,819.34
WCD	244	\$66,154.33
WFCD	70	\$22,235.03
TOTALS	788	\$244,580.42

During FY25, in addition to accepting applications for cost-share programs intended to reduce the impact of severe drought, staff participated in in-person and virtual outreach events that were organized and hosted by partners. Nearly 700 phone inquiries were also logged.



In order to effectively assist approved cooperators with the implementation of Best Management Practices, a strict timeline is followed.

July 1 - Start of the Program Year

August 18 - Submission deadline for allocation formula and new practice proposals for the next fiscal year

December - State AgEP Committee finalizes the upcoming fiscal year AgEP program

January - Presentation of upcoming fiscal year AgEP to State Conservation Committee

Current AgEP Funding Allocation


37.5% farm numbers

37.5% farm acres

20% base distribution

5% population

Population, Farm Numbers, and Farm Acres are obtained from the most recent Census data.





West Virginia
Conservation Agency

West Virginia Conservation Agency
1900 Kanawha Boulevard, East
Charleston, WV 25305-0193

Mission:
*To provide for and promote the
protection and conservation of
West Virginia's soil, land, water
and related resources for the
health, safety and general welfare
of the state's citizens.*